



M/Y SENSEI



Length
39.00m
127.95 ft.



Guests
12
























Cabins
5




Crew
7

M/Y SENSEI

-  Fridge
-  Kitchen
-  Shower
-  Snorkeling gears
-  Sunbeds
-  Air Conditioning
-  Apple TV
-  E-Foil
-  Kayaking
-  Paddle Board
-  Seabob
-  Seadoo Seascooter (diving) x 4
-  Snorkeling Gear
-  Sound System
-  Stabilisers at anchor
-  Stabilisers underway
-  Television
-  Tender
-  Towable water toys
-  Wifi
-  10 meter Chase Boat



EXTERIOR DESIGN









INTERIOR DESIGN





GALLERY LIFESTYLE





Specifications



Summer low rate per week

95 000 €



Summer high rate per week

115 000 €



Winter low rate per week

95 000 €



Winter high rate per week

95 000 €



Builder

Mitsubishi



Year built

1991



Year refit

2025



Length

39.00 m



Guests Cruising

12



Cabins

5

Winter Cruising Area(s)

Italy & Sicily

Summer Cruising Area(s)

French Riviera

Crew

7

Max speed

12 knots

Cruising speed

10 knots

Fuel consumption

160 L/Hr

Type of cabins

5 (3 x Double, 2 x Twin)